

SELLING PRICE

AVERAGE	\$453K		\$435K	MEDIAN
Month-over-Month	-1.8%		0.0%	Month-over-Month
Year-over-Year	2.8%		3.6%	Year-over-Year
ALL RESIDENTIAL				

AVERAGE	\$554K		\$510K	MEDIAN
M/M	-2.8%		-2.6%	M/M
Y/Y	0.2%		0.6%	Y/Y
DETACHED				

AVERAGE	\$434K		\$424K	MEDIAN
M/M	3.1%		1.4%	M/M
Y/Y	5.3%		4.2%	Y/Y
SEMI-DETACHED				


AVERAGE	\$303K		\$304K	MEDIAN
M/M	0.5%		3.2%	M/M
Y/Y	3.4%		5.3%	Y/Y
ROW/TOWNHOUSE				

AVERAGE	\$207K		\$193K	MEDIAN
M/M	-4.9%		-3.6%	M/M
Y/Y	3.8%		1.4%	Y/Y
APARTMENT CONDOMINIUM				

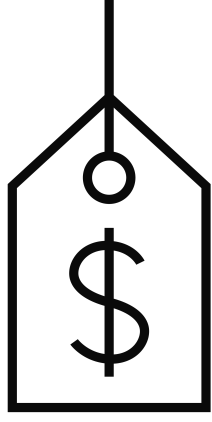
NEW LISTINGS

	CURRENT MONTH		M/M
	3,645	↑	0.1%
	YTD	↑	Y/Y
	33K		16.3%

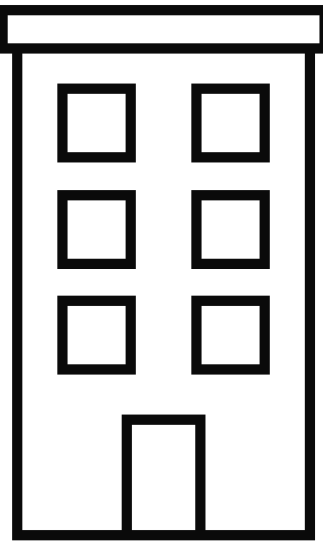
INVENTORY

7,085		3.2	
INVENTORY		MONTHS OF INVENTORY	

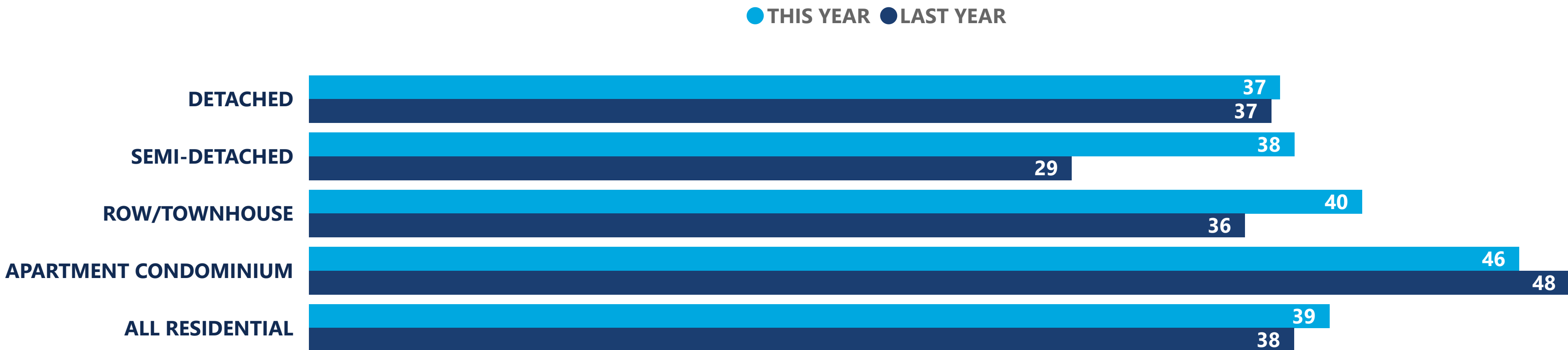
SALES

	CURRENT MONTH		M/M
	2,192	↓	-7.8%
	YTD	↓	Y/Y
	22K		-2.9%

HIGH ROLLERS

DETACHED	\$2,500,000	
SEMI-DETACHED	\$899,900	
ROW/TOWNHOUSE	\$590,000	
APARTMENT CONDOMINIUM	\$1,275,000	

AVERAGE DAYS ON MARKET FOR MONTHLY SALES

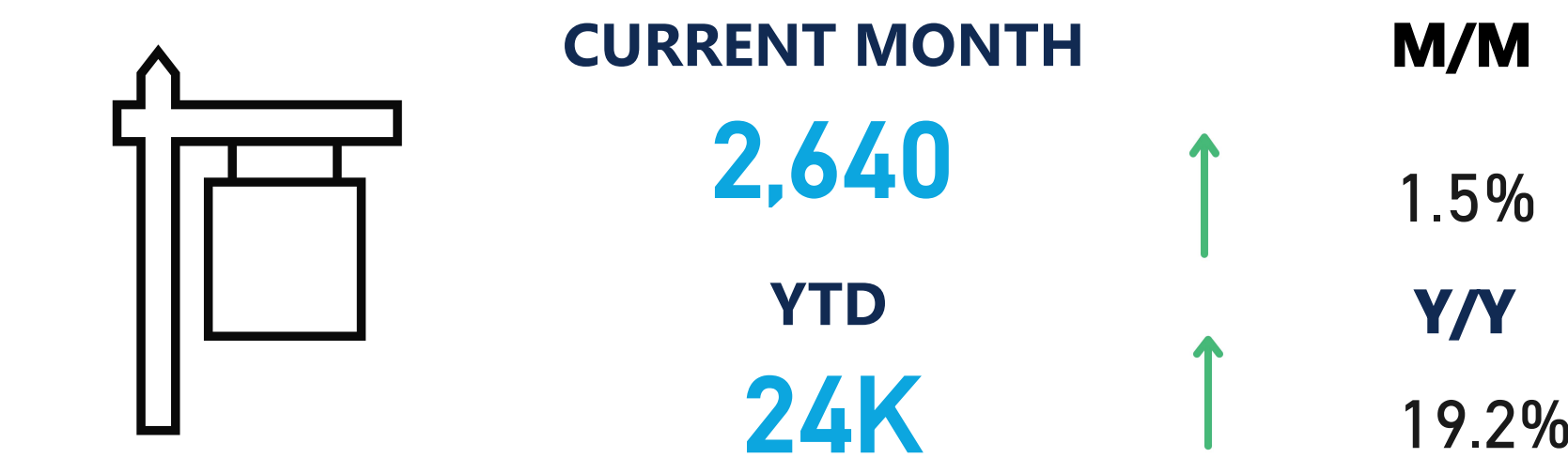


\* Greater Edmonton Area includes Edmonton, Strathcona County, Sherwood Park, Parkland County, St. Albert, Spruce Grove, Leduc, Fort Saskatchewan, Beaumont, Sturgeon County, Stony Plain, Leduc County, Morinville, Devon, Gibbons, Calmar, Redwater, Bon Accord, Bruderheim, Legal, Thorsby, Warburg.

## SELLING PRICE



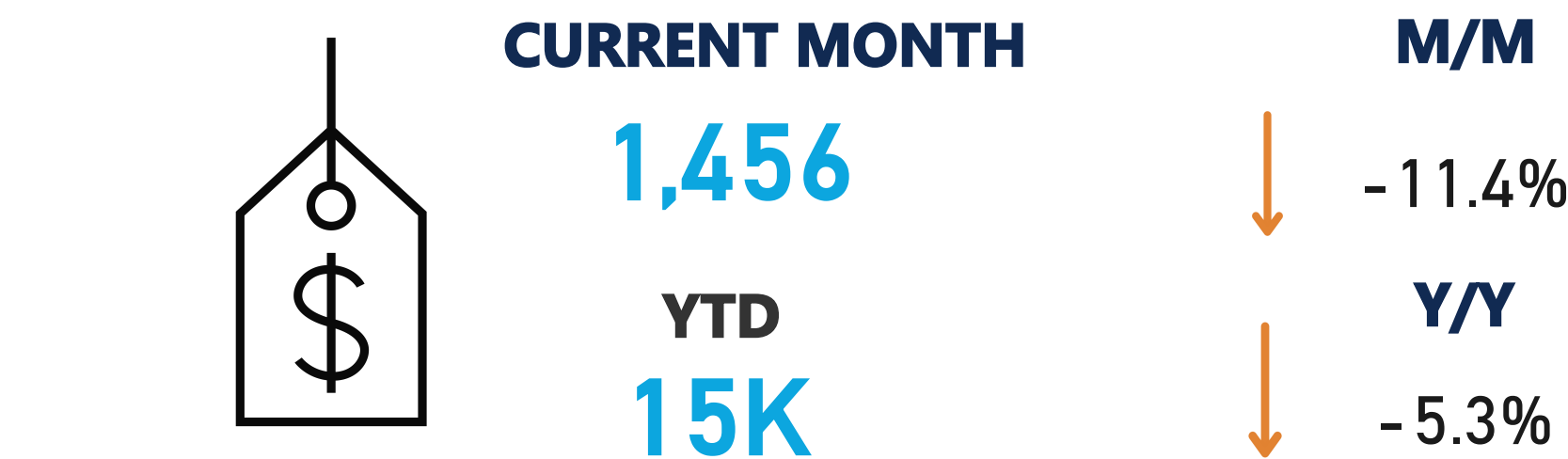
## NEW LISTINGS



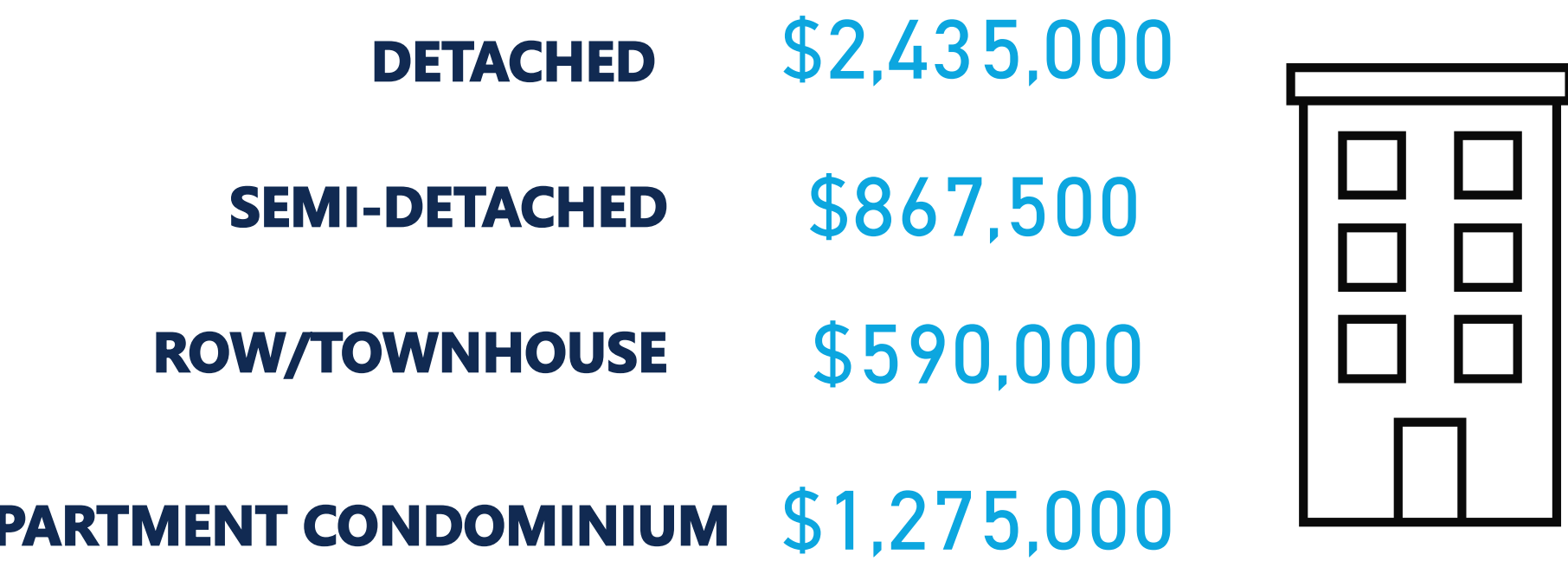
## INVENTORY



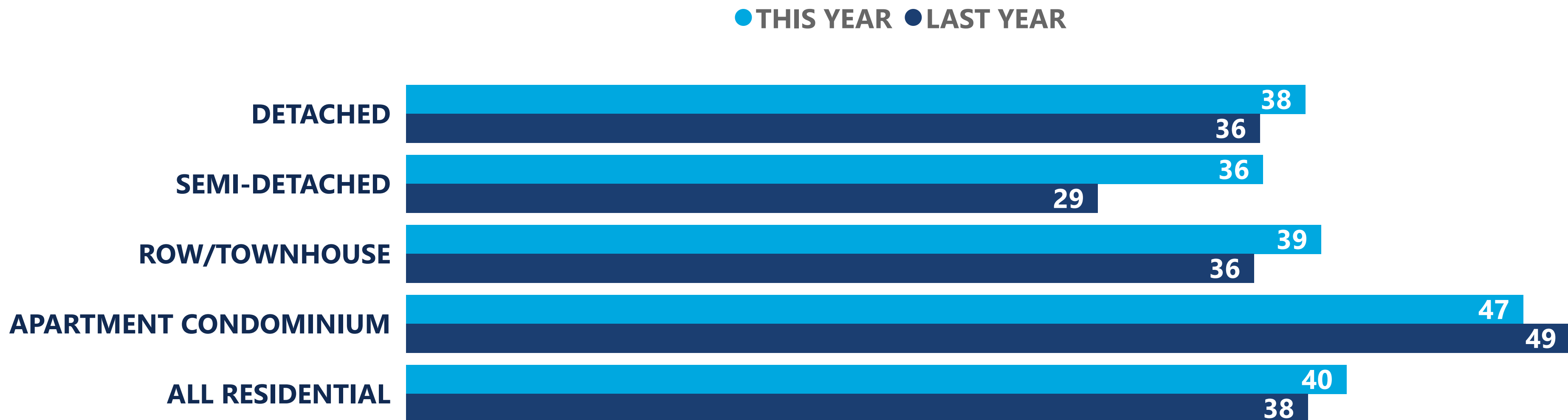
## SALES



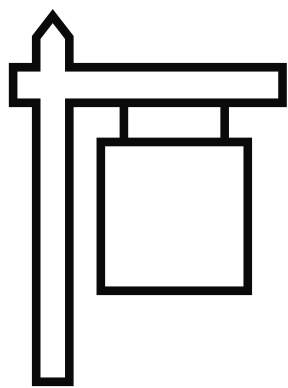
## HIGH ROLLERS





## AVERAGE DAYS ON MARKET FOR MONTHLY SALES




NEW LISTINGS





**CURRENT MONTH**  
**3,645**  **M/M**  
0%

**YTD**  
**33K**  **Y/Y**  
16%

SALES




**CURRENT MONTH**  
**2,192**  **M/M**  
-8%

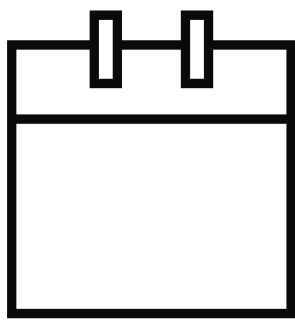
**YTD**  
**22K**  **Y/Y**  
-3%

MONTHS OF INVENTORY

**7,085**  
**INVENTORY**



**3.2**  
**MONTHS OF**  
**INVENTORY**



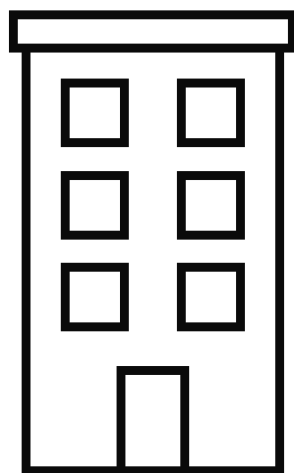
HIGH ROLLERS

**DETACHED** \$2,500,000

**SEMI-DETACHED** \$899,900

**ROW/TOWNHOUSE** \$590,000

**APARTMENT CONDOMINIUM** \$1,275,000



AVERAGE DAYS ON MARKET FOR MONTHLY SALES



● THIS YEAR ● LAST YEAR

SELLING PRICE COMPARISONS



ALL RESIDENTIAL

AVERAGE **\$452,908**

M/M -2%

Y/Y 3%

MEDIAN **\$435,000**

M/M 0%

Y/Y 4%



DETACHED

AVERAGE **\$554,084**

M/M -3%

Y/Y 0%

MEDIAN **\$510,000**

M/M -3%

Y/Y 1%



SEMI-DETACHED

AVERAGE **\$433,760**

M/M 3%

Y/Y 5%

MEDIAN **\$424,000**

M/M 1%

Y/Y 4%



ROW/TOWNHOUSE

AVERAGE **\$303,382**


M/M 1%

Y/Y 3%

MEDIAN **\$304,350**

M/M 3%

Y/Y 5%



APARTMENT  
CONDOMINIUM

AVERAGE **\$207,363**

M/M -5%

Y/Y 4%

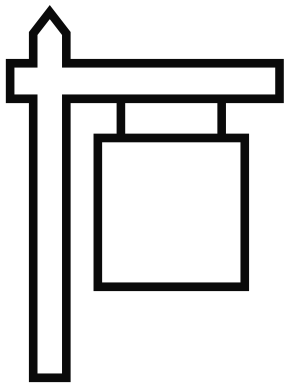
MEDIAN **\$192,750**

M/M -4%

Y/Y 1%

\* Greater Edmonton Area includes Edmonton, Strathcona County, Sherwood Park, Parkland County, St. Albert, Spruce Grove, Leduc, Fort Saskatchewan, Beaumont, Sturgeon County, Stony Plain, Leduc County, Morinville, Devon, Gibbons, Calmar, Redwater, Bon Accord, Bruderheim, Legal, Thorsby, Warburg.

NEW LISTINGS



CURRENT MONTH

2,640

↑

M/M

1%

YTD


24K

↑

Y/Y

19%

SALES



CURRENT MONTH

1,456

↓

M/M

-11%

YTD

15K

↓


Y/Y

-5%

MONTHS OF INVENTORY

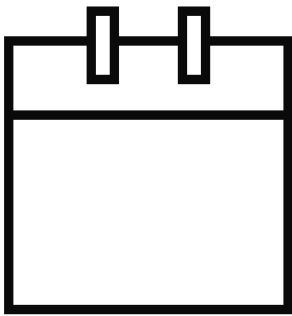
5,298

INVENTORY



3.6

MONTHS OF  
INVENTORY



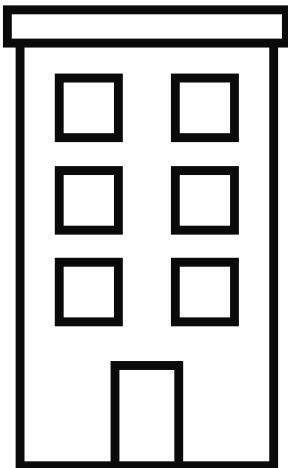
HIGH ROLLERS

DETACHED\$2,435,000

SEMI-DETACHED\$867,500

ROW/TOWNHOUSE\$590,000

APARTMENT CONDOMINIUM\$1,275,000




AVERAGE DAYS ON MARKET FOR MONTHLY SALES



● THIS YEAR ● LAST YEAR

SELLING PRICE COMPARISONS



ALL RESIDENTIAL

DETACHED

SEMI-DETACHED

ROW/TOWNHOUSE

APARTMENT  
CONDOMINIUM

AVERAGE\$420,130

M/M-2%

Y/Y2%

AVERAGE\$540,118

M/M-2%

Y/Y0%

AVERAGE\$428,531

M/M2%

Y/Y4%

AVERAGE\$296,339

M/M-1%

Y/Y4%

AVERAGE\$200,936

M/M-4%

Y/Y3%

MEDIAN\$410,000

M/M0%

Y/Y4%

MEDIAN\$497,000

M/M-2%

Y/Y1%

MEDIAN\$420,000

M/M1%

Y/Y1%

MEDIAN\$300,000

M/M2%

Y/Y7%

MEDIAN\$188,750

M/M-5%

Y/Y0%



MLS® HOME PRICE INDEX

\$424K

Benchmark Price



-1.0%

Month-over-Month



4.2%

Year-over-Year

\$453K

Average Sales Price



-1.8%

Month-over-Month



2.8%

Year-over-Year

\$435K

Median Sales Price



0.0%


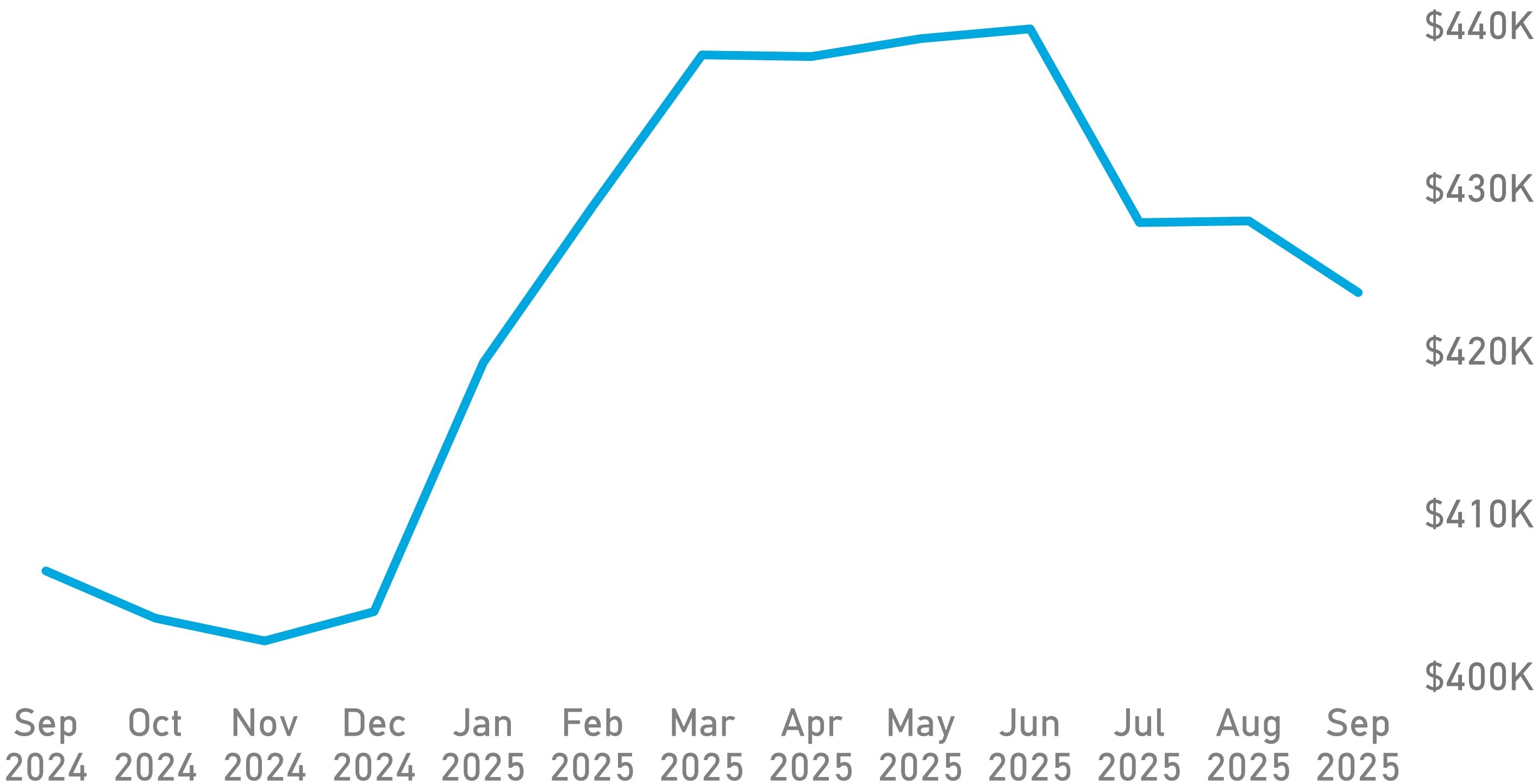
Month-over-Month



3.6%

Year-over-Year

BENCHMARK PRICE TREND



SINGLE FAMILY

\$514K

Benchmark Price



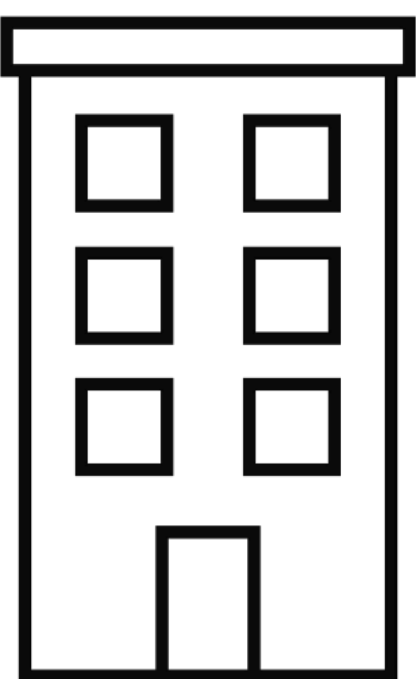
-1.0%

Month-over-Month



7.8%

Year-over-Year



APARTMENT

\$199K

Benchmark Price



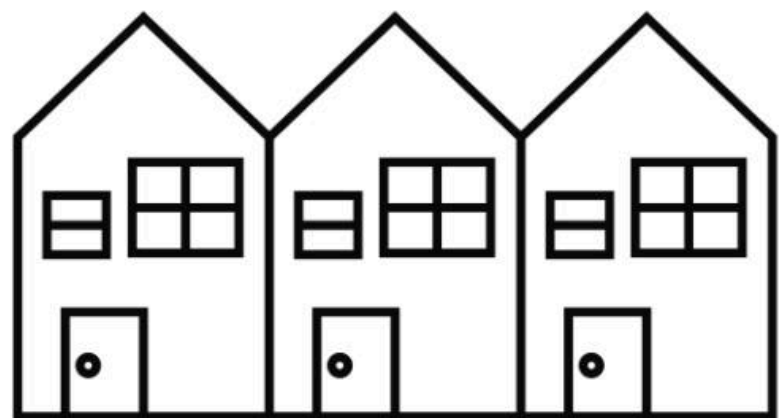
-1.4%

Month-over-Month



0.6%

Year-over-Year



TOWNHOUSE

\$284K

Benchmark Price



-0.8%

Month-over-Month



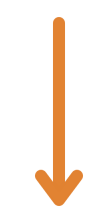
6.2%

Year-over-Year

## MLS® HOME PRICE INDEX

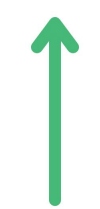
**\$409K**

Benchmark Price



**-1.2%**

Month-over-Month

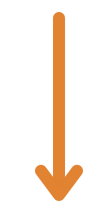


**3.5%**

Year-over-Year

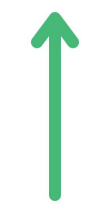
**\$420K**

Average Sales Price



**-2.0%**

Month-over-Month



**2.3%**

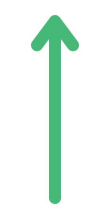
Year-over-Year

**\$410K**

Median Sales Price

**0.0%**

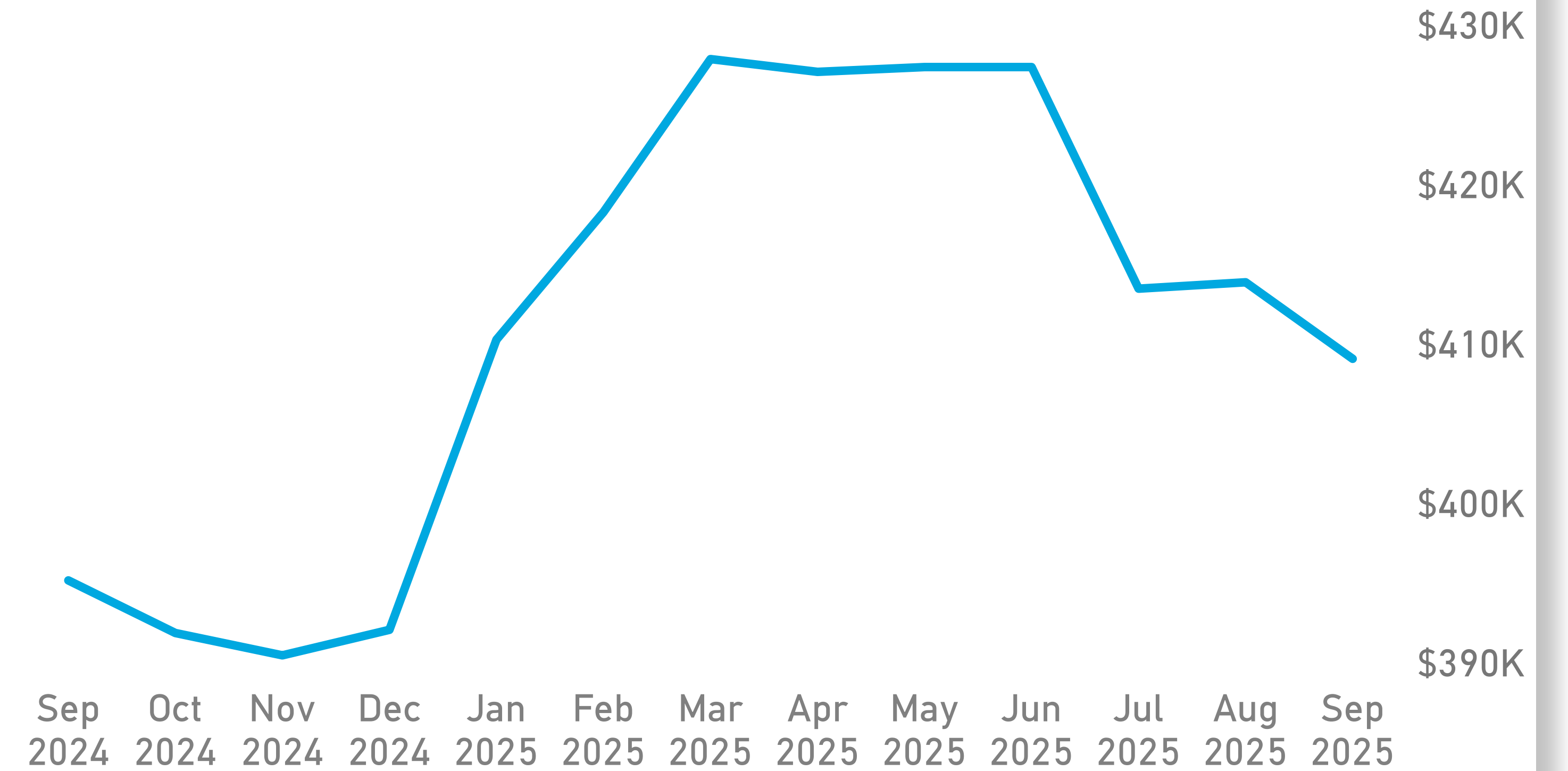
Month-over-Month



**3.9%**

Year-over-Year

## BENCHMARK PRICE TREND



**\$516K**

Benchmark Price



**-1.2%**

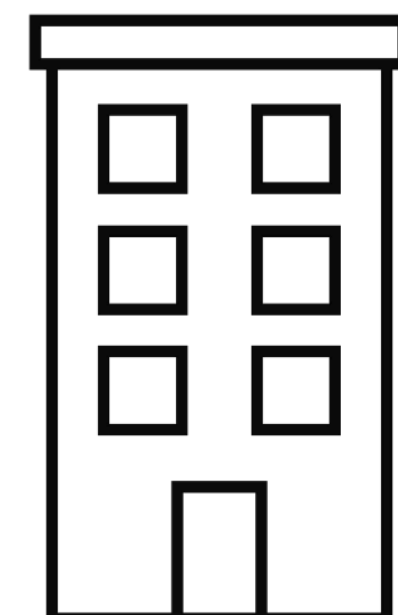
Month-over-Month



**7.5%**

Year-over-Year

**SINGLE FAMILY**



**\$195K**

Benchmark Price



**-1.3%**

Month-over-Month



**0.8%**

Year-over-Year

**APARTMENT**



**\$284K**

Benchmark Price



**-0.4%**

Month-over-Month

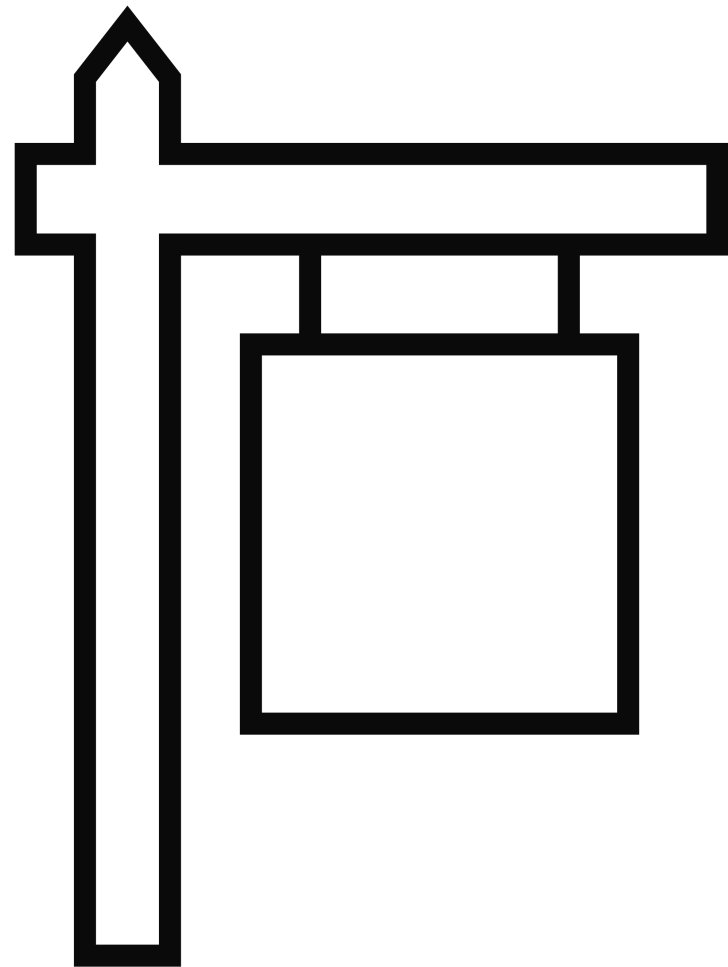


**8.6%**

Year-over-Year

**TOWNHOUSE**

NEW LISTINGS



CURRENT MONTH

3,645

MONTH-OVER-MONTH

↑ 0.1%

YTD

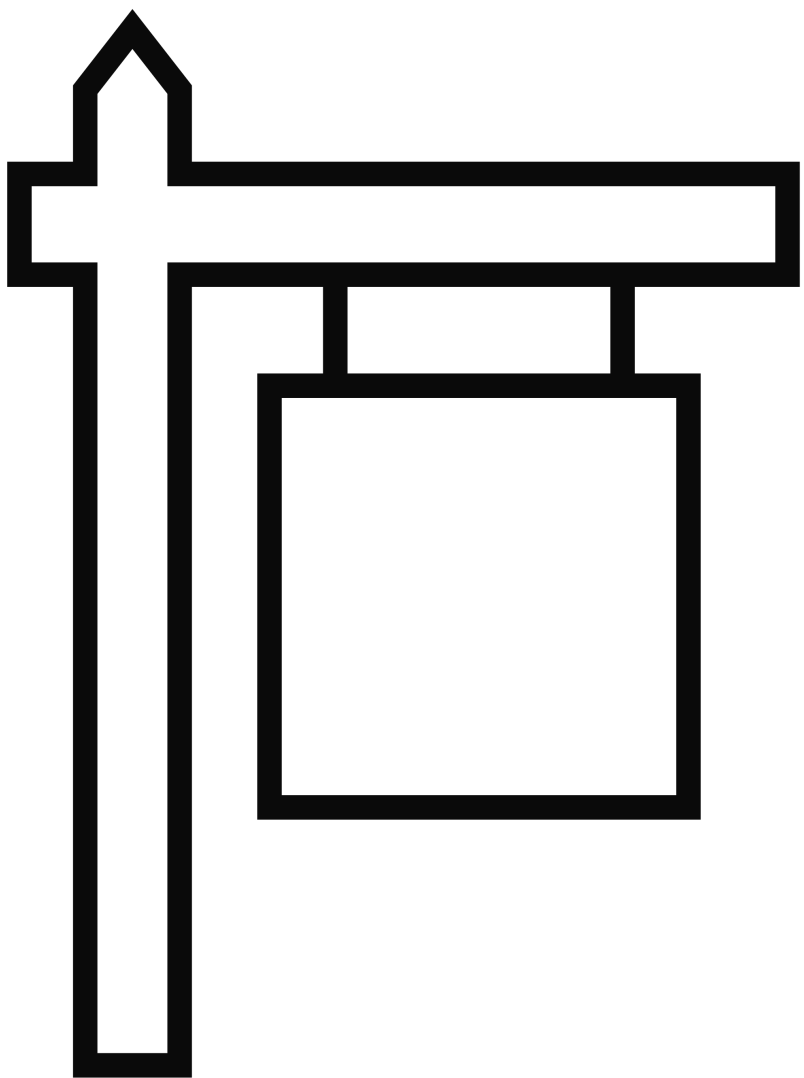
33K

YEAR-OVER-YEAR

↑ 16.3%

\* Greater Edmonton Area includes Edmonton, Strathcona County, Sherwood Park, Parkland County, St. Albert, Spruce Grove, Leduc, Fort Saskatchewan, Beaumont, Sturgeon County, Stony Plain, Leduc County, Morinville, Devon, Gibbons, Calmar, Redwater, Bon Accord, Bruderheim, Legal, Thorsby, Warburg.

## NEW LISTINGS



CURRENT MONTH

**2,640**

YTD

**24K**

MONTH-OVER-MONTH




1.5%

YEAR-OVER-YEAR



19.2%





**SALES**

CURRENT MONTH

**2,192**

YTD

**22K**


MONTH-OVER-MONTH

↓ **-7.8%**

YEAR-OVER-YEAR

↓ **-2.9%**

\* Greater Edmonton Area includes Edmonton, Strathcona County, Sherwood Park, Parkland County, St. Albert, Spruce Grove, Leduc, Fort Saskatchewan, Beaumont, Sturgeon County, Stony Plain, Leduc County, Morinville, Devon, Gibbons, Calmar, Redwater, Bon Accord, Bruderheim, Legal, Thorsby, Warburg.



**SALES**

CURRENT MONTH

**1,456**

YTD

**15K**


MONTH-OVER-MONTH

↓ **-11.4%**

YEAR-OVER-YEAR

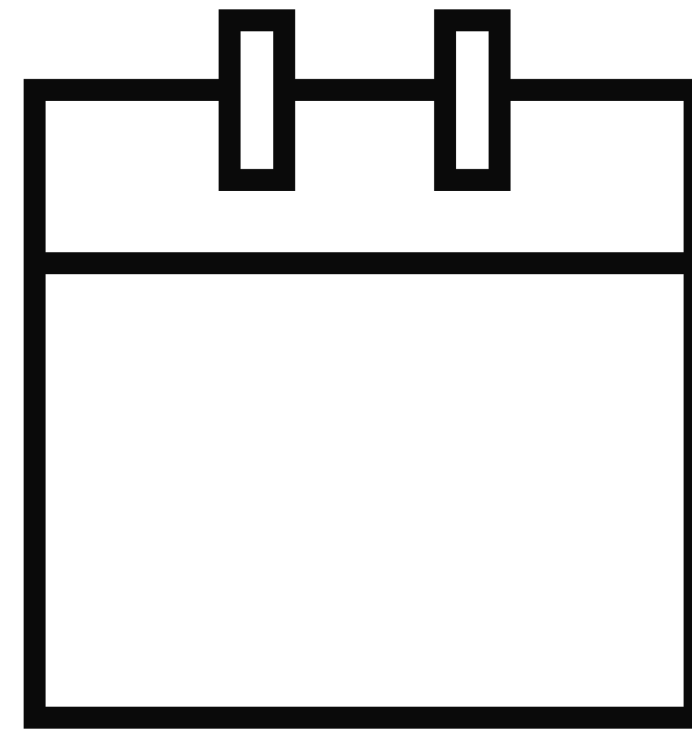
↓ **-5.3%**

7,085



**INVENTORY**

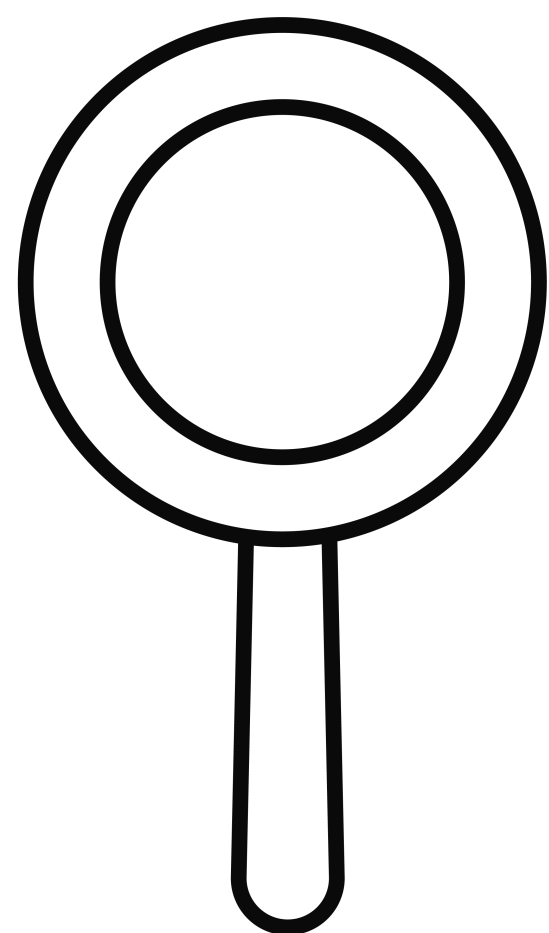
3.2



**MOI**

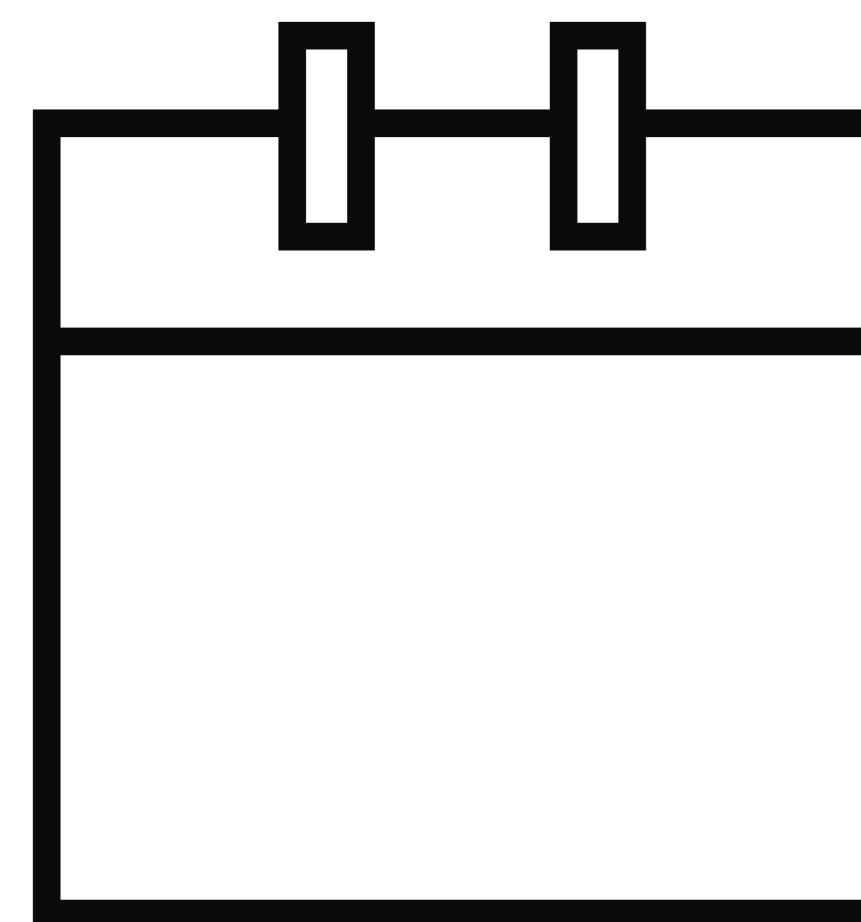
*\* Greater Edmonton Area includes Edmonton, Strathcona County, Sherwood Park, Parkland County, St. Albert, Spruce Grove, Leduc, Fort Saskatchewan, Beaumont, Sturgeon County, Stony Plain, Leduc County, Morinville, Devon, Gibbons, Calmar, Redwater, Bon Accord, Bruderheim, Legal, Thorsby, Warburg.*

5,298



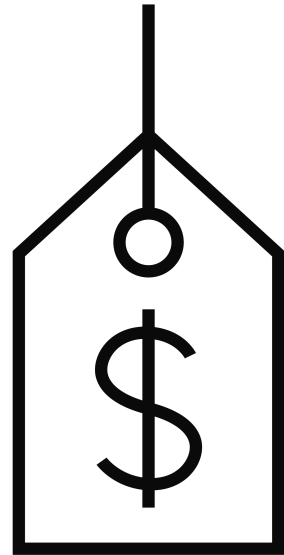
**INVENTORY**

3.6



**MOI**



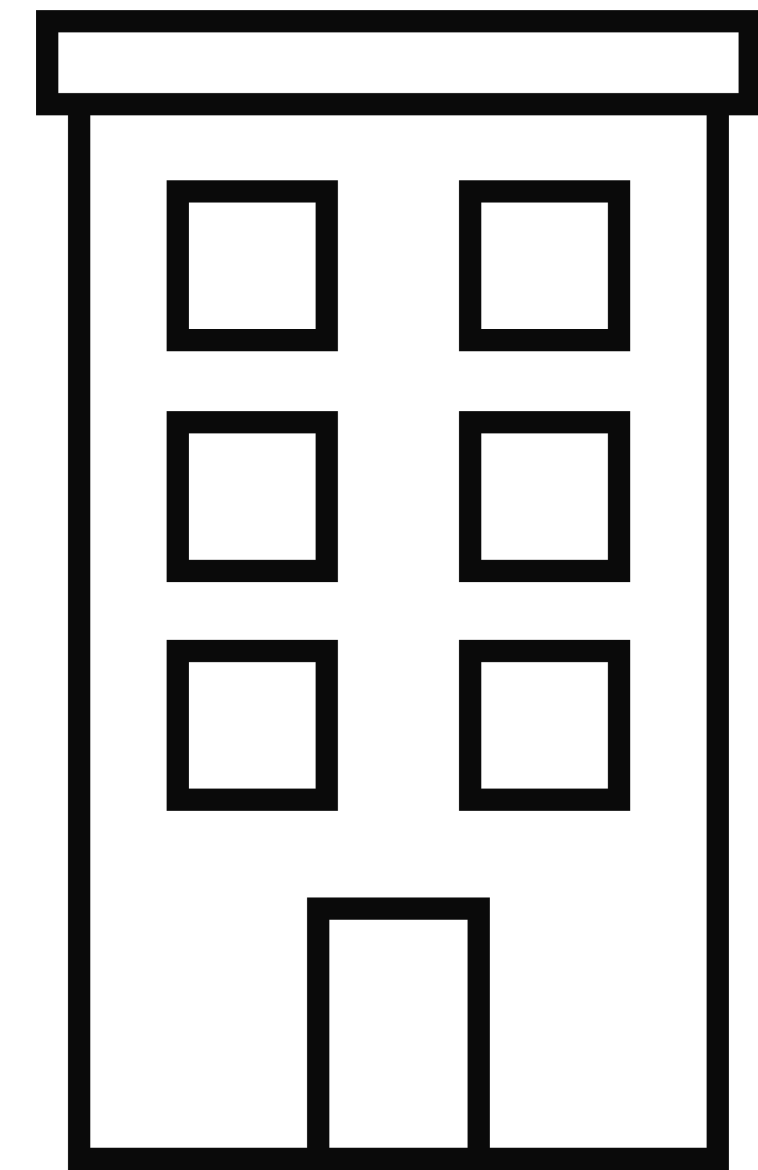


DETACHED **\$2,500,000**


SEMI-DETACHED **\$899,900**

ROW/TOWNHOUSE **\$590,000**

APARTMENT  
CONDOMINIUM **\$1,275,000**



**HIGH ROLLERS**



DETACHED

**\$2,435,000**

SEMI-DETACHED

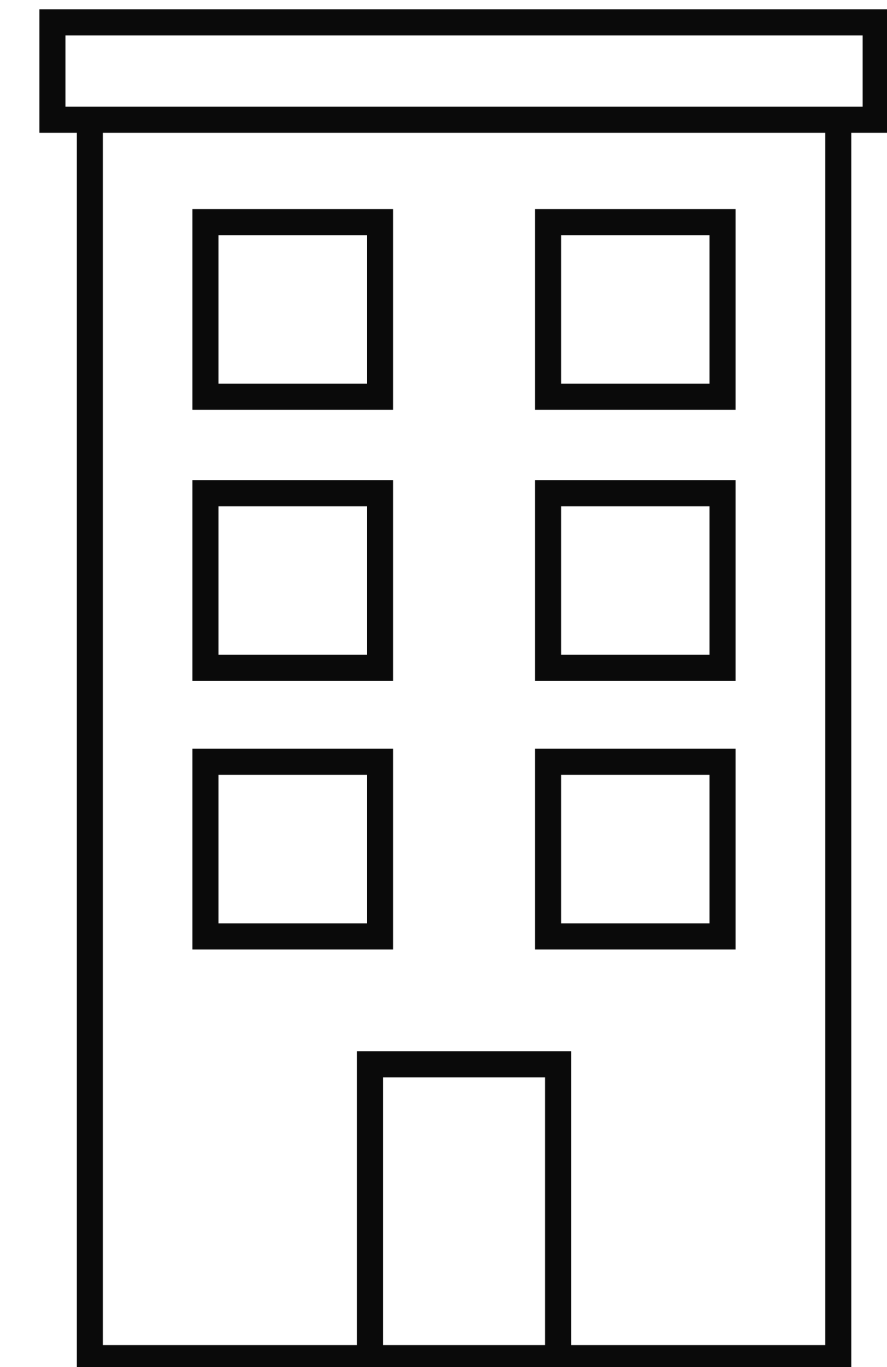
**\$867,500**

ROW/TOWNHOUSE

**\$590,000**

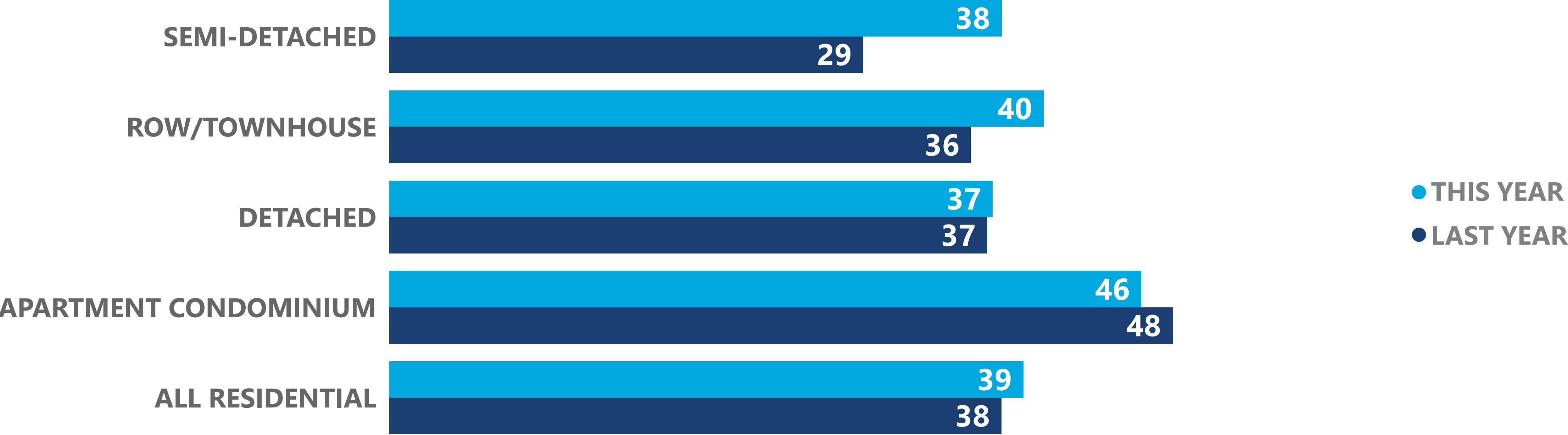
APARTMENT  
CONDOMINIUM

**\$1,275,000**



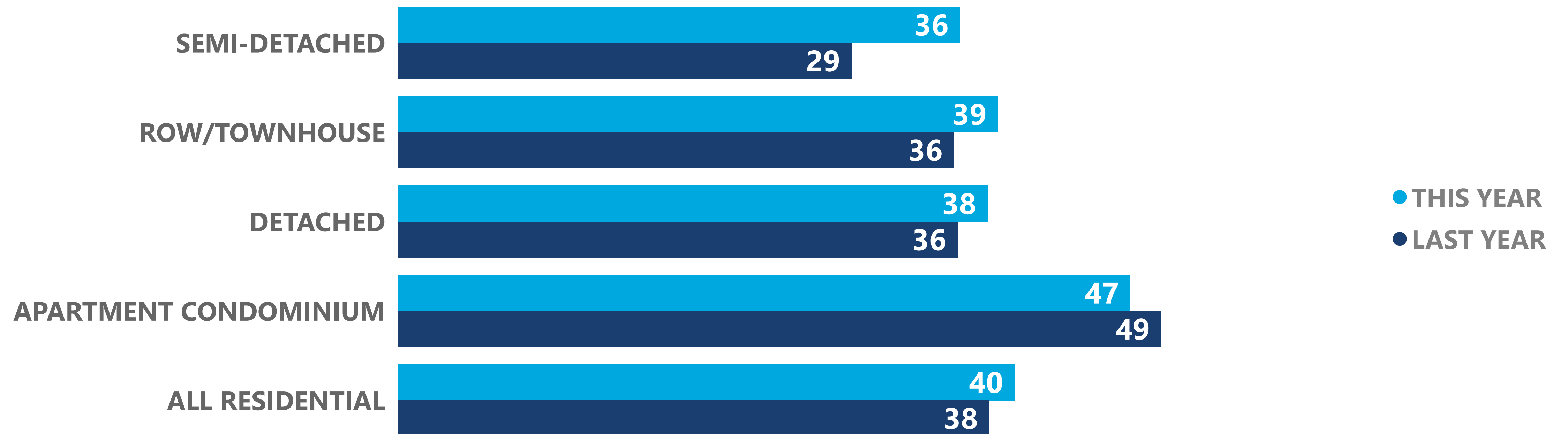
**HIGH ROLLERS**

AVERAGE DAYS ON MARKET FOR MONTHLY SALES



\* Greater Edmonton Area includes Edmonton, Strathcona County, Sherwood Park, Parkland County, St. Albert, Spruce Grove, Leduc, Fort Saskatchewan, Beaumont, Sturgeon County, Stony Plain, Leduc County, Morinville, Devon, Gibbons, Calmar, Redwater, Bon Accord, Bruderheim, Legal, Thorsby, Warburg.

## AVERAGE DAYS ON MARKET FOR MONTHLY SALES







\* Greater Edmonton Area includes Edmonton, Strathcona County, Sherwood Park, Parkland County, St. Albert, Spruce Grove, Leduc, Fort Saskatchewan, Beaumont, Sturgeon County, Stony Plain, Leduc County, Morinville, Devon, Gibbons, Calmar, Redwater, Bon Accord, Bruderheim, Legal, Thorsby, Warburg.

AVERAGE


**\$420K**

M/M

**-2.0%**

Y/Y

**2.3%**



**\$410K**

MEDIAN

**0.0%**

M/M

**3.9%**

Y/Y

**ALL RESIDENTIAL**

AVERAGE

**\$554K**

M/M

**-2.8%**

Y/Y

**0.2%**



**DETACHED**

**\$510K**

MEDIAN

**-2.6%**

M/M

**0.6%**

Y/Y

*\* Greater Edmonton Area includes Edmonton, Strathcona County, Sherwood Park, Parkland County, St. Albert, Spruce Grove, Leduc, Fort Saskatchewan, Beaumont, Sturgeon County, Stony Plain, Leduc County, Morinville, Devon, Gibbons, Calmar, Redwater, Bon Accord, Bruderheim, Legal, Thorsby, Warburg.*

AVERAGE

**\$540K**

M/M

**-2.0%**

Y/Y

**0.3%**



**DETACHED**

**\$497K**

MEDIAN

**-2.0%**

M/M

**1.4%**

Y/Y





*\* Greater Edmonton Area includes Edmonton, Strathcona County, Sherwood Park, Parkland County, St. Albert, Spruce Grove, Leduc, Fort Saskatchewan, Beaumont, Sturgeon County, Stony Plain, Leduc County, Morinville, Devon, Gibbons, Calmar, Redwater, Bon Accord, Bruderheim, Legal, Thorsby, Warburg.*

AVERAGE

**\$429K**

M/M

**2.0%**

Y/Y

**3.6%**



**\$420K**

MEDIAN

**0.7%**

M/M

**1.2%**

Y/Y

**SEMI-DETACHED**

AVERAGE

**\$303K**

M/M

**0.5%**

Y/Y

**3.4%**



**\$304K**

MEDIAN

**3.2%**

M/M

**5.3%**

Y/Y

## ROW/TOWNHOUSE

*\* Greater Edmonton Area includes Edmonton, Strathcona County, Sherwood Park, Parkland County, St. Albert, Spruce Grove, Leduc, Fort Saskatchewan, Beaumont, Sturgeon County, Stony Plain, Leduc County, Morinville, Devon, Gibbons, Calmar, Redwater, Bon Accord, Bruderheim, Legal, Thorsby, Warburg.*

AVERAGE

\$296K

M/M

-1.2%

Y/Y

4.5%



\$300K

MEDIAN

1.7%

M/M

7.4%

Y/Y

ROW/TOWNHOUSE